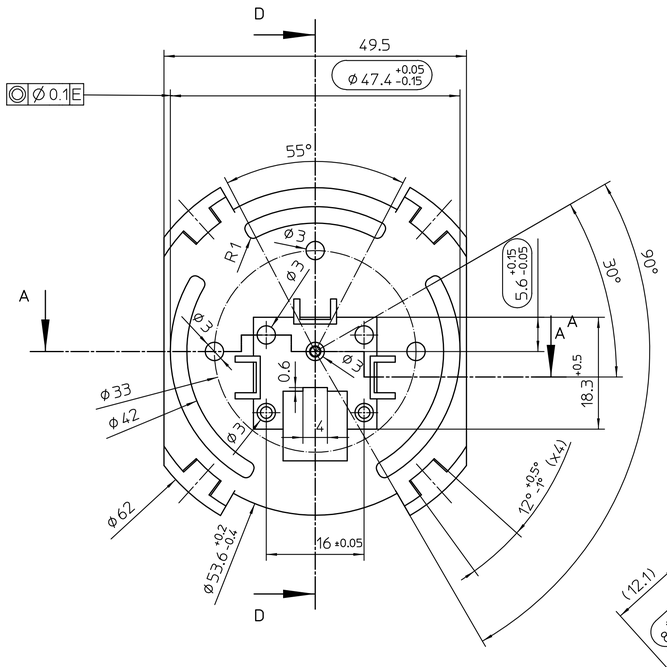

Schnitt D-D

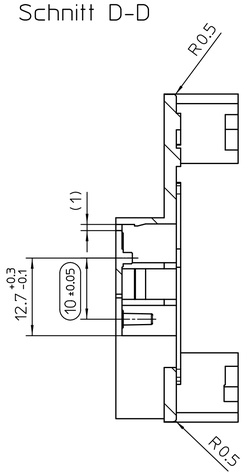

A-A

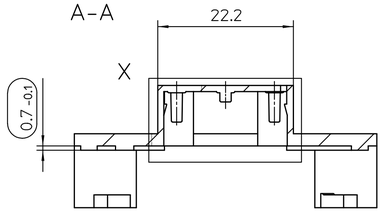

Y 10:1

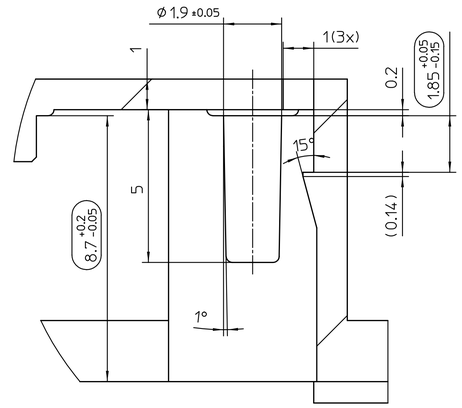

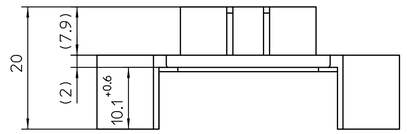

B-B

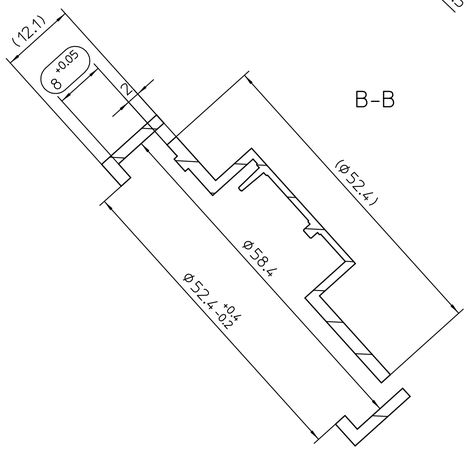

X 5:1

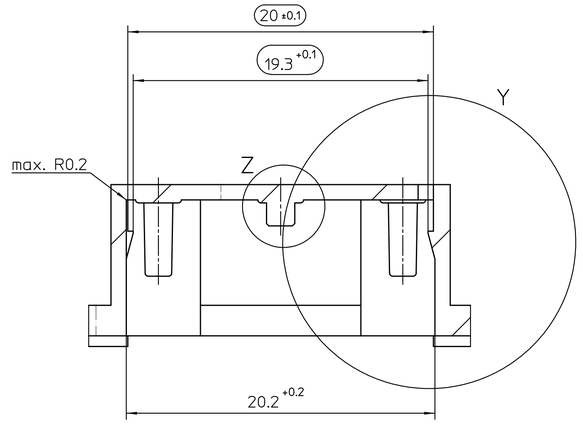

Z 20:1

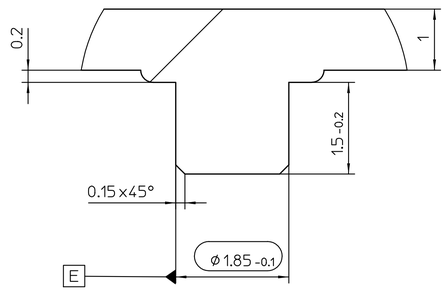

Zentrierdorn für Drehgeberplatine:
Muss in Zentrierbohrung der Drehgeberplatine Zchg. 70106-1-0166 mit Ø2 ± 0,05 passgenau montierbar sein!

centering pin for rotary encoder:
mountage exactly able into centering hole of the rotary encoder dwg. 70106-1-0166, Ø2 ± 0,05

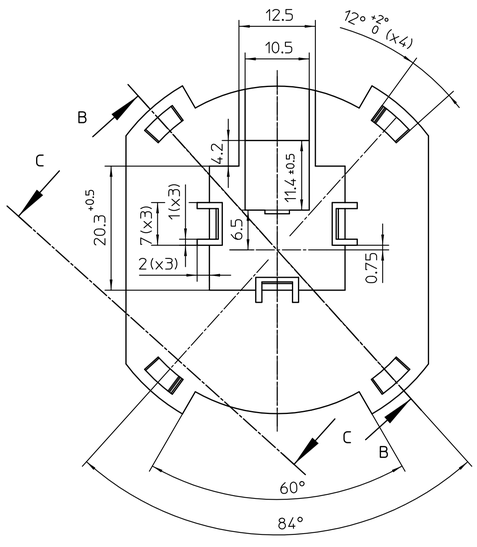

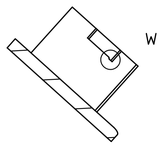

Schnitt C-C (2x)

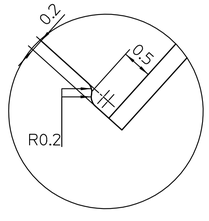

W 20:1 (2x)
Darstellung Rastvorsprung für Bajonettverschluss

representation of the detent ledge for locking of the bayonett coupling

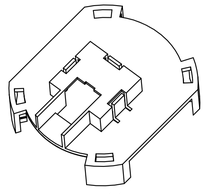

1:1

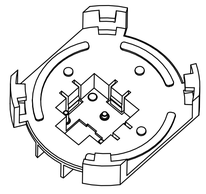

1:1

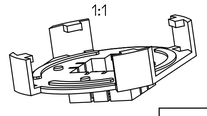

1:1

PRÜFVORSCHRIFT:
Deckel montierbar mit Gehäuse Zchg. 70106-6-0856.
Bajonettverschluss muss von Hand verschließbar und lösbar sein.
An fünf Musterteilen Probemontage durchführen.

test specification:
top cover mountable with housing dwg. 70106-6-0856.
closing and opening of the bayonett coupling must be able by hand.
test assembling with five specimen.

KAG-ID: 408548
KV5346
23.02.07 SA

(.....) = wichtige Funktionsmaße
important size needed for function

Werkstoff / material Rohteil / original part	Oberflächenbehandlung order of surface treatment	Wärmebehandlung order of heat treatment	Maße ohne Toleranzangabe nach Dimensions without individual tolerance indication acc.
GRIVORY GV 4H			DIN ISO 2768-1-m DIN EN 12020-2 IAQ DIN 16901 X

EMPB = Erstmusterprüfbericht /First sample test report

DIN ISO 2768-1 -m Längenmaße / linear dimensions Rundungen / curves						DIN ISO 2768-1 -m Winkelmaße / angular dimensions Grenzabmaße für Länge des kürzeren Schenkels (mm)				
Grenzabmaße für Nennmaßbereiche (mm) Permissible deviations for basic size range (mm)						Permissible deviations concerning length of shorter side of angle (mm)				
≤6	6-30	30-120	120-400	400-1000		≤10	10-50	50-120	120-400	
±0,1	±0,2	±0,3	±0,5	±0,8		±1°	±0°30'	±0°20'	±0°10'	
Ra (µm)	16	10	2	0,25		Mittenabweichung/Symmetrietoleranz für Maße ohne Toleranzangabe center deviation/symmetry tolerance for dimensions without individual indication				
						Grenzabmaße für Nennmaßbereiche (mm) Permissible deviations for basic size range (mm)				
Rt (µm)	40	25	6,3	1		≤6	6-30	30-120	120-400	400-1000
						±0,05	±0,1	±0,15	±0,25	±0,4